

CHAIN ANNUAL REPORT

CAMDEN

APRIL 2022 - MARCH 2023

**SUPPORTED BY
MAYOR OF LONDON**



CHAIN

CONTENTS

1. INTRODUCTION

1.1 Introduction

2. ROUGH SLEEPER POPULATION ANALYSIS

2.1 Number of people seen rough sleeping: Flow, stock, returner model

2.2 Number of times seen rough sleeping

2.3 Rough sleeping volume: Flow, stock, returner model

3. SPATIAL DISTRIBUTION

3.1 Bedded down street contacts by area: Map

4. HISTORY PRIOR TO ROUGH SLEEPING

4.1 History prior to rough sleeping: New rough sleepers (legacy recording)

4.2 History prior to rough sleeping: New rough sleepers (new recording)

4.3 History prior to rough sleeping: Returning rough sleepers

5. DEMOGRAPHICS & SUPPORT NEEDS

5.1 Nationality: Overall composition

5.2 Nationality: Flow, stock, returner model

5.3 Gender

5.4 Age

5.5 Ethnicity

5.6 Support needs

5.7 Institutional & armed forces history

6. HELPING PEOPLE OFF THE STREETS

6.1 Accommodation outcomes

6.2 Reconnection outcomes

7. TEMPORARY ACCOMMODATION

7.1 Arrivals

7.2 Departures: Destination on departure

7.3 Departures: Reason for leaving

COPYRIGHT

Greater London Authority

June 2023

Published by
Greater London Authority
City Hall
Kamal Chunchie Way
London
E16 1ZE
www.london.gov.uk

CHAIN enquiries 020 7840 4451

Copies of this report are available
from <http://data.london.gov.uk>

1. INTRODUCTION

This report presents information about people seen rough sleeping by outreach teams in Camden between April 2022 and March 2023. Information in the report is derived from the Combined Homelessness and Information Network (CHAIN), a multi-agency database recording information about rough sleepers and the wider street population in London. CHAIN represents the UK's most detailed and comprehensive source of information about rough sleeping, and is commissioned and funded by the Greater London Authority (GLA). The system is managed by Homeless Link.

The final section of the report presents information about people arriving at or departing from temporary accommodation for rough sleepers in Camden. People included in this section will have been seen rough sleeping at some point in their history, but not necessarily during 2022/23.

Percentage figures in this report

Please note that, in some cases, percentage figures given in this report are rounded up or down to the nearest whole number. This may mean that individual figures in tables and charts do not add up to a combined total of 100%, or that there could be small discrepancies between percentage figures in tables and corresponding charts or commentary.

Glossary of acronyms and terms used in this report

ASB: Anti-Social Behaviour

Defined in the Crime and Disorder Act (1998) as acting 'in a manner that caused or was likely to cause harassment, alarm or distress to one or more persons not of the same household as the perpetrator.'

CEE: Central and Eastern European

Used to denote the ten A8 and A2 European Union accession countries (Bulgaria, Czech Republic, Estonia, Hungary, Latvia, Lithuania, Poland, Romania, Slovakia and Slovenia).

CHAIN: Combined Homelessness and Information Network

A multi-agency database recording information about rough sleepers and the wider street population in London, commissioned and funded by the GLA and managed by Homeless Link.

DELTA

Online system developed by the Department for Levelling Up, Housing and Communities to streamline its processes and systems for collecting statistical data and grant administration.

DLUHC: Department for Levelling Up, Housing and Communities

Government department responsible for housing, communities, local government in England, and the levelling up policy.

EEA: European Economic Area

The 27 countries of the European Union (EU), plus a further three countries that are part of the EU's single market (Iceland, Liechtenstein and Norway). Common usage generally also includes Switzerland, whose citizens have the same rights to live and work in the UK as other EEA nationals.

GLA: Greater London Authority

The top-tier administrative body for Greater London, consisting of a directly elected executive Mayor of London, and an elected 25-member London Assembly.

NASS: National Asylum Support Service

Section of the UK Visas and Immigration division of the Home Office, responsible for supporting and accommodating people seeking asylum while their cases are being dealt with.

NSNO: No Second Night Out

A GLA commissioned 24/7 pan-London assessment and reconnection service for people rough sleeping. It accepts referrals from outreach teams and aims to identify and rapidly deliver a sustainable route off the street for those it supports. Since August 2022, the service has worked with both those who are new to rough sleeping, and existing rough sleepers who do not already have a route away from the streets identified by an outreach team. The term is also used in other contexts to refer to a wider strategy to end rough sleeping, both in London and nationwide.

RSI: Rough Sleeping Initiative

Cross-government plan of action, announced in March 2018, to significantly reduce the number of people sleeping rough in England and Wales. The RSI acronym has also previously been used to refer to the 1990s Rough Sleepers Initiative, which was successful in reducing rough sleeping at that time.

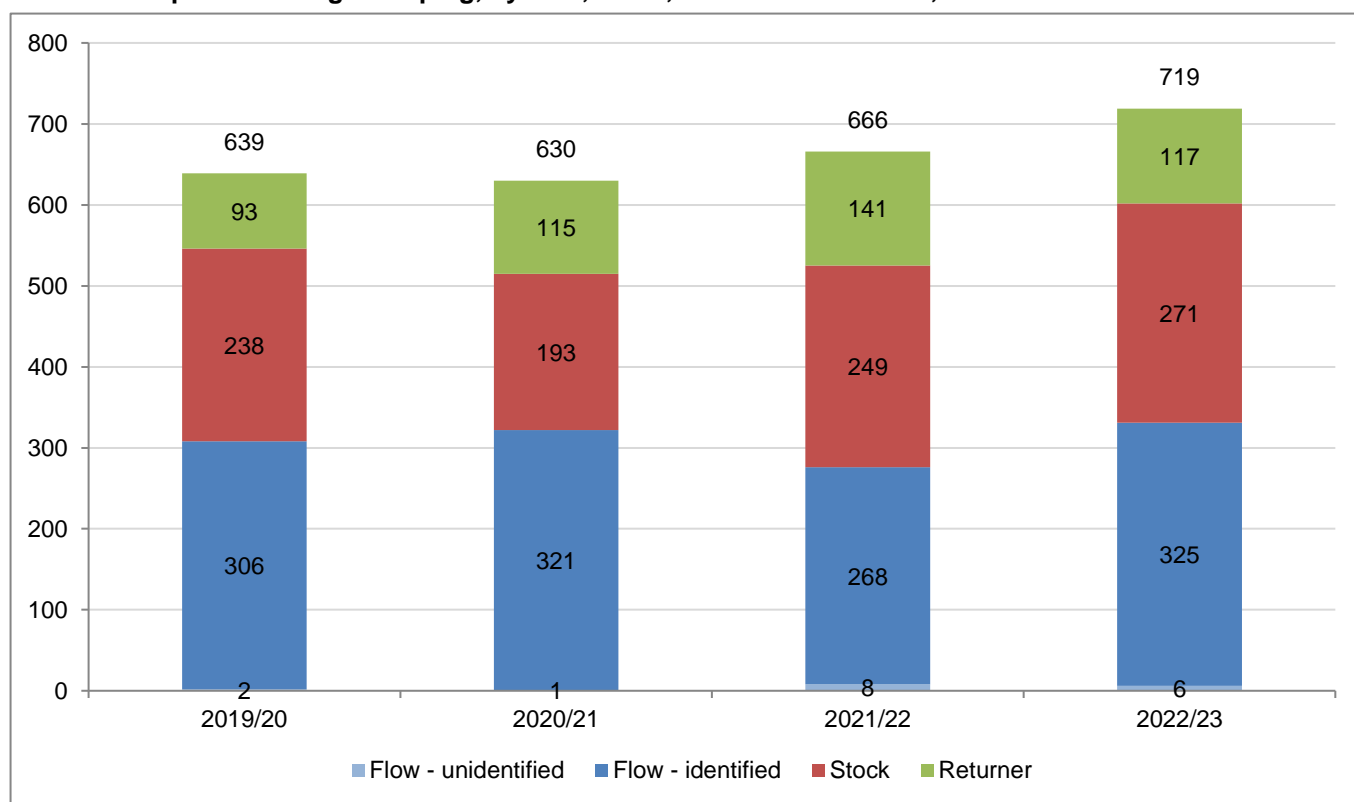
SWEP: Severe Weather Emergency Protocol

Emergency accommodation provided by local authorities or the GLA for people sleeping rough during periods of increased risk due to extreme weather conditions (e.g. freezing temperatures or heatwaves).

2. ROUGH SLEEPER POPULATION ANALYSIS

2.1 Number of people seen rough sleeping: Flow, stock, returner model

Chart 1: People seen rough sleeping, by flow, stock, returner breakdown, 2019/20 - 2022/23



2019/20 base: 639
 2020/21 base: 630
 2021/22 base: 666
 2022/23 base: 719

The flow, stock and returner model categorises people seen rough sleeping in the year according to whether they have also been seen rough sleeping in previous periods:

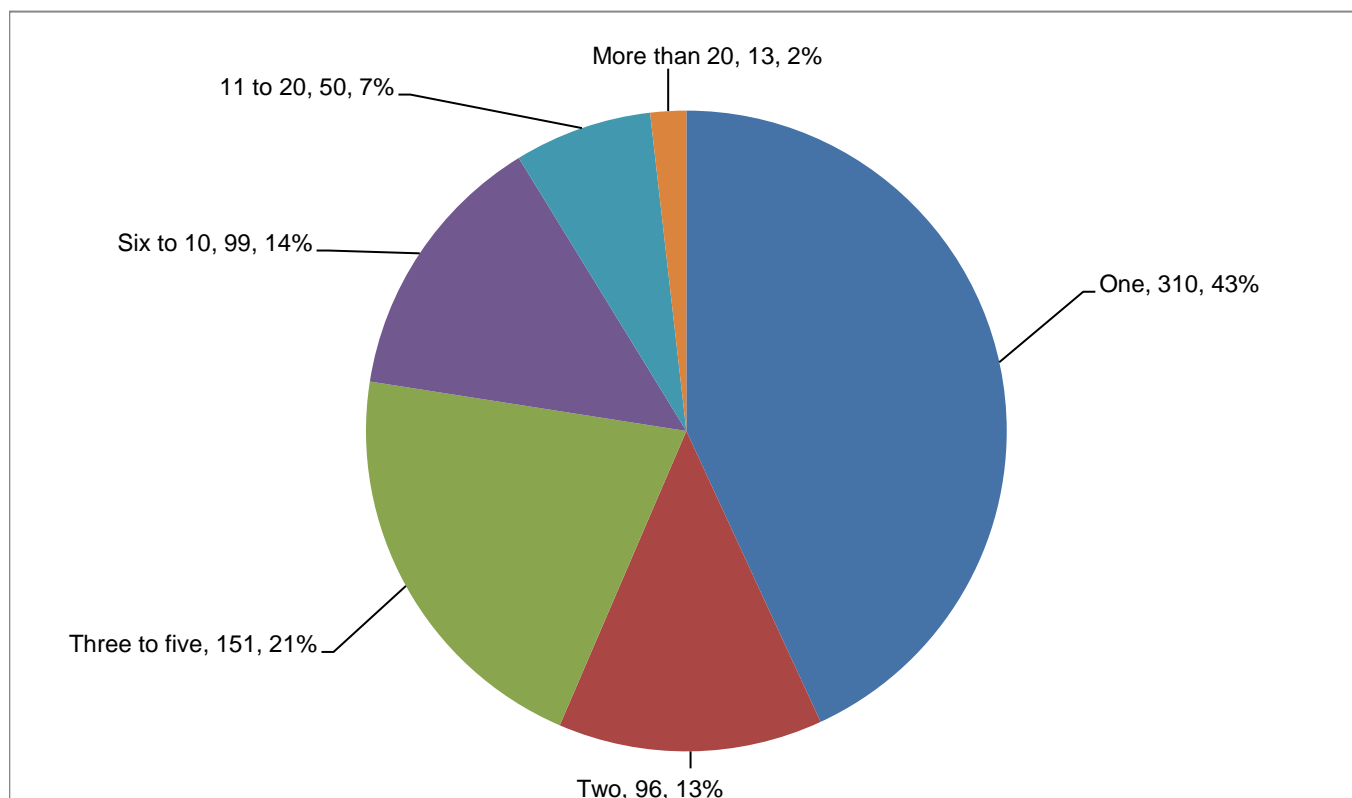
Category	Description
Flow	People who had never been seen rough sleeping prior to 2022/23 (i.e. new rough sleepers). Those within this category are further subdivided as follows: Unidentified - those new rough sleepers recorded without a name, and with only one contact. Identified - those new rough sleepers recorded with a name, and/or with more than one contact.
Stock	People who were also seen rough sleeping in 2021/22 (i.e. those seen across a minimum of two consecutive years).
Returner	People who were first seen rough sleeping prior to 2021/22, but were not seen during 2021/22 (i.e. those who have had a gap in their rough sleeping histories).

719 people were seen rough sleeping in the borough in 2022/23. This represents a 8% increase when compared to 2021/22.

46% of people seen rough sleeping in the borough during the year were new rough sleepers (flow), while 38% fell into the stock category, and 16% were returners.

2.2 Number of times seen rough sleeping

Chart 2: People seen rough sleeping in 2022/23, by number of times seen rough sleeping



Base: 719

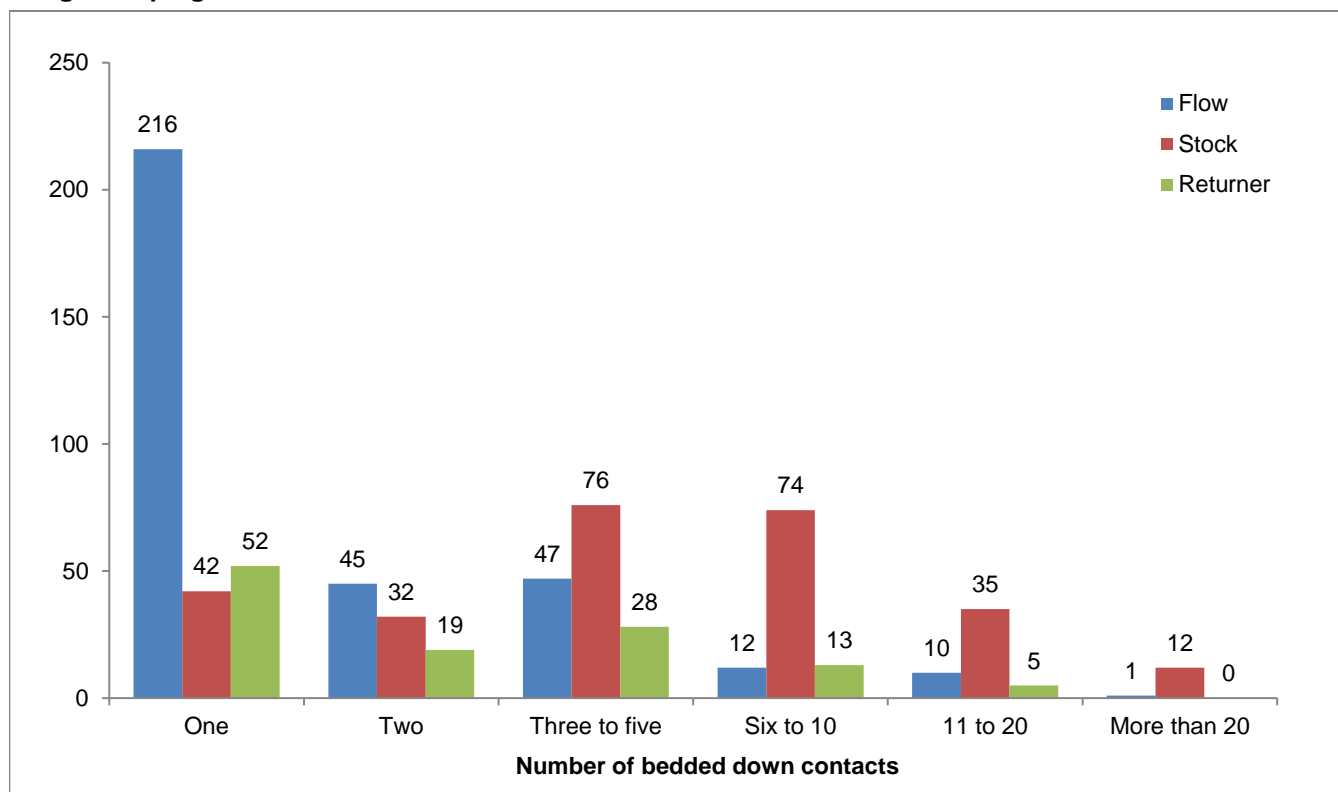
310 (43%) people were seen rough sleeping only once in 2022/23, this compares to 265 (40%) seen rough sleeping only once in 2021/22.

65% of people seen rough sleeping in the borough during 2022/23 who were new to the streets were seen rough sleeping just once.

Outreach resources vary across boroughs, but even in places with extensive outreach coverage there may not be a shift every night. This will affect the frequency with which people may be recorded rough sleeping.

2.3 Rough sleeping volume: Flow, stock, returner model

Chart 3: People seen rough sleeping in 2022/23, by flow, stock, returner model, and number of times seen rough sleeping



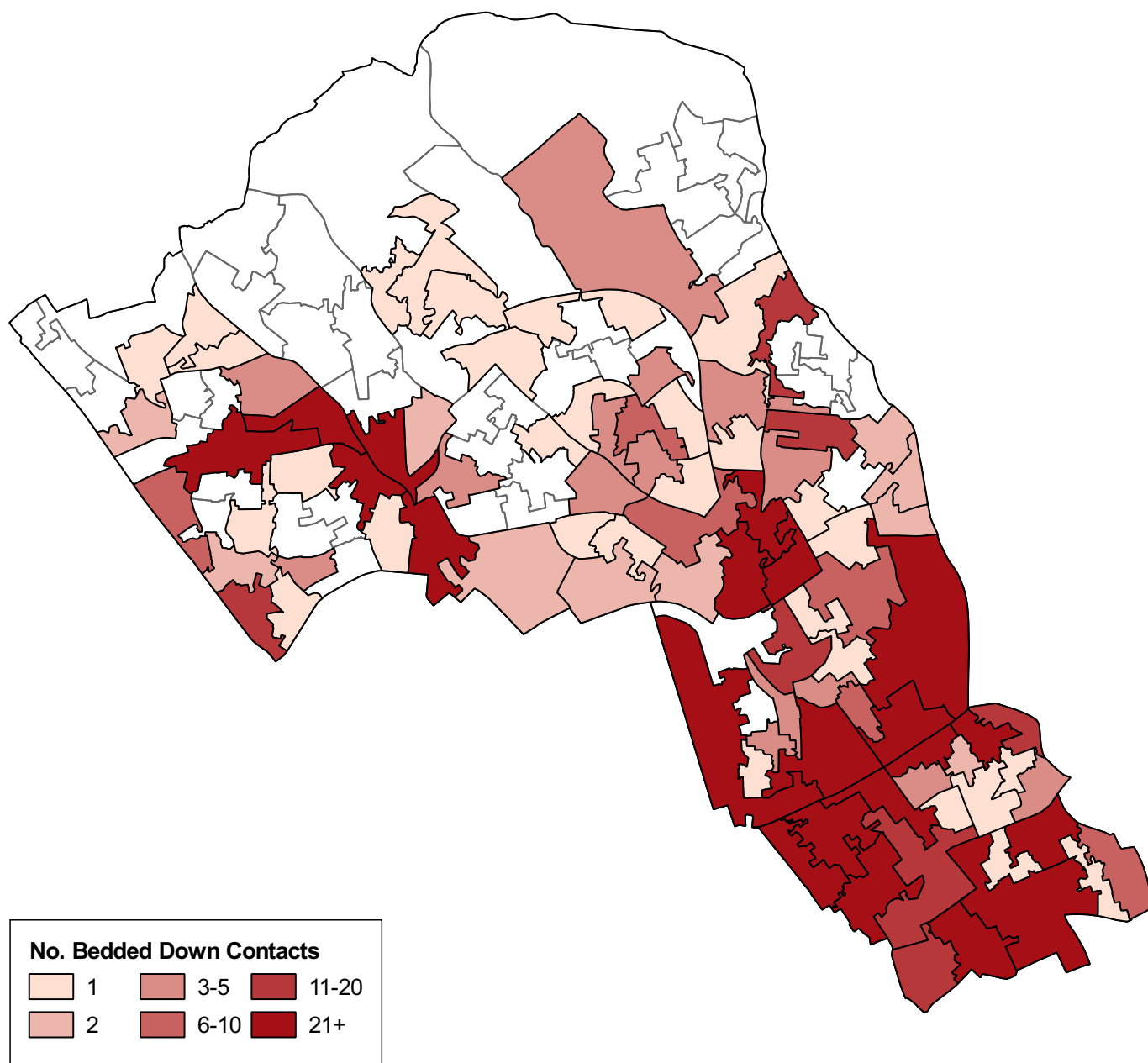
Base (Flow): 331
 Base (Stock): 271
 Base (Returner): 117

3. SPATIAL DISTRIBUTION

3.1 Bedded down street contacts by area: Map

It is important to note that this map represents volume of contacts rather than individuals, and some people may have been seen on multiple occasions within a given area.

Map 1: Number of bedded down street contacts recorded in each Lower Super Output Area in the borough during 2022/23



4. HISTORY PRIOR TO ROUGH SLEEPING

In October 2022, recording of people's history prior to first being seen rough sleeping was changed on CHAIN. The changes were made in order to collect more detailed information about where people had been staying, why they had left the accommodation and how long ago this was, and whether they had approached a local authority for help in relation to leaving the accommodation. Recording of this information was extended to people who had returned to rough sleeping, in addition to those who were seen rough sleeping in London for the first time.

The changes were made in October in order to allow the information to be used in populating the new version of DLUHC's DELTA reports, which local authorities are required to submit on a monthly basis. Unfortunately, the timing of the change means that, in this area of reporting, we do not have a single consistent dataset covering the whole year. In order to provide full information, we have presented both datasets in this report, accompanied by an explanation of the differing underlying bases. The original methodology is referred to here as 'legacy recording'.

In both recording methodologies, 'last settled base' refers to the last accommodation of a settled nature in which the individual lived. It may be that an individual could also have stayed at some other accommodation in an unsettled situation since leaving their last settled base. If the person was living in private accommodation of some form (e.g. private rented, council tenancy, housing association, owner occupied), and they were a sole or joint legal tenant or owner of the property, their last settled base would be recorded using the option that describes the type of accommodation (e.g. 'private rented accommodation'). If they were staying with someone who was a sole or joint legal tenant or owner of the property, but they themselves were not a sole or joint legal tenant or owner of the property, then they would be recorded as 'living with family/friends/partner'.

4.1 History prior to rough sleeping: New rough sleepers (legacy recording)

This section of the report presents information about history prior to rough sleeping, for people who were seen rough sleeping in London for the first time ever, from the start of the year to 20 October 2022, and who were seen rough sleeping in the borough during the year. This section uses the same methodology as that presented in CHAIN annual reports for 2020/21 and 2021/22, and the data can be directly compared to information from those reports.

Table 1: New rough sleepers in 2022/23 (legacy recording), by last settled base

Last longer-term or settled base	No.	%
Long-term accommodation		
Private rented accommodation	31	26.7%
Living with friends/family	24	20.7%
Living with partner	6	5.2%
Living with parents	7	6.0%
Local authority accommodation	4	3.4%
Housing association/RSL accommodation	3	2.6%
Owner occupied accommodation	1	0.9%
Tied accommodation	0	0.0%
Sheltered housing/registered care accommodation	2	1.7%
<i>Long-term accommodation subtotal</i>	78	67.2%
Short or medium-term accommodation		
Asylum support accommodation	1	0.9%
Hostel	8	6.9%
Temporary accommodation (Local authority)	1	0.9%
B&B/other temporary accommodation	2	1.7%
Clinic/Detox/Rehab	0	0.0%
<i>Short or medium-term accommodation subtotal</i>	12	10.3%
Institution		
Prison	3	2.6%
Hospital	0	0.0%
<i>Institution subtotal</i>	3	2.6%
Inappropriately accommodated		
Squat	0	0.0%
Outhouse	0	0.0%
<i>Inappropriately accommodated subtotal</i>	0	0.0%
Newly arrived in UK		
Newly arrived in UK - not homeless in home country	8	6.9%
Newly arrived in UK - homeless in home country	0	0.0%
<i>Newly arrived in UK subtotal</i>	8	6.9%
Other	15	12.9%
Not recorded	74	
Total (excl. not recorded)	116	100.0%
Total (incl. not recorded)	190	

Total excluding not recorded is used as the base for percentages.

Table 2: New rough sleepers in 2022/23 (legacy recording), by reason for leaving last settled base

Reason for leaving last longer-term or settled base	No.	%
Asked to leave or evicted		
Asked to leave	17	14.7%
Evicted - arrears	9	7.8%
Evicted - end of tenancy agreement	0	0.0%
Evicted - ASB	0	0.0%
Evicted - other	4	3.4%
<i>Asked to leave or evicted subtotal</i>	<i>30</i>	<i>25.9%</i>
Employment and education		
Financial problems - loss of job	4	3.4%
Seeking work - from within UK	2	1.7%
Seeking work - from outside UK	9	7.8%
Study	0	0.0%
<i>Employment and education subtotal</i>	<i>15</i>	<i>12.9%</i>
Relationships		
Relationship breakdown	11	9.5%
Death of relative/friend	1	0.9%
Move nearer family/friends/community	0	0.0%
<i>Relationships subtotal</i>	<i>12</i>	<i>10.3%</i>
Financial		
Financial problems - debt	2	1.7%
Financial problems - housing benefit	0	0.0%
Financial problems - other	3	2.6%
<i>Financial subtotal</i>	<i>5</i>	<i>4.3%</i>
End of stay in short or medium-term accommodation		
End of stay - asylum accommodation	1	0.9%
Evicted - given non priority decision	1	0.9%
End of stay - hostel	2	1.7%
End of stay - other	4	3.4%
<i>End of stay in short or medium-term accommodation subtotal</i>	<i>8</i>	<i>6.9%</i>
Victim of violence, harassment or abuse		
Harassment/abuse/violence	6	5.2%
Domestic violence - victim	4	3.4%
Tenancy hijack	0	0.0%
<i>Victim of violence, harassment or abuse subtotal</i>	<i>10</i>	<i>8.6%</i>
End of stay in institution		
End of stay - prison	2	1.7%
End of stay - hospital	1	0.9%
<i>End of stay in institution subtotal</i>	<i>3</i>	<i>2.6%</i>
Housing conditions		
Housing conditions	2	1.7%
Perpetrator of violence, harassment or abuse		
Domestic violence - perpetrator	1	0.9%
Transient		
Transient/travelling around	2	1.7%
Other		
Other	28	24.1%
Not recorded	74	
Total (excl. not recorded)	116	100.0%
Total (incl. not recorded)	190	

Total excluding not recorded is used as the base for percentages.

4.2 History prior to rough sleeping: New rough sleepers (new recording)

This section of the report presents information about history prior to rough sleeping, for people seen rough sleeping after 20 October 2022 up to the end of the year, who had either never been seen rough sleeping in London previously, or whose last rough sleeping contact was over five years (60 months) earlier than their first contact in the report period, and who were seen rough sleeping in the borough during the year. It should be noted that the definition of 'new rough sleeper' used for this information is different to the definition of 'flow' used in the 'flow, stock, returner' model referenced elsewhere in this report, and therefore the bases will not be the same.

An individual included in this section could potentially also be included in the figures for returning rough sleepers presented in section 4.3, if they were first seen in the year as a new rough sleeper, had a period of at least 180 days of not being seen, and were then seen again.

Table 3: New rough sleepers in 2022/23 (new recording), by last settled base

Last settled base in the UK	No.	%
Long-term accommodation		
Living with family/friends/partner	16	17.6%
Private rented accommodation	23	25.3%
Council tenancy (local authority accommodation)	2	2.2%
Housing association/RSL accommodation	3	3.3%
Sheltered housing/registered care accommodation	1	1.1%
Employment-related accommodation (except armed forces)	0	0.0%
Owner occupied accommodation	0	0.0%
<i>Long-term accommodation subtotal</i>	45	49.5%
Short or medium-term accommodation		
Hostel or other supported accommodation	7	7.7%
Temporary accommodation (local authority)	0	0.0%
B&B (not local authority TA)	1	1.1%
Winter/night shelter	0	0.0%
Clinic/Detox/Rehab	0	0.0%
Squat	1	1.1%
<i>Short or medium-term accommodation subtotal</i>	9	9.9%
Institutional & armed forces accommodation		
Asylum support accommodation (NASS/other)	5	5.5%
Care (local authority youth care)	0	0.0%
Hospital	0	0.0%
Prison	2	2.2%
Probation accommodation	0	0.0%
Armed forces accommodation	0	0.0%
<i>Institutional & armed forces accommodation subtotal</i>	7	7.7%
No settled base since arriving in UK	9	9.9%
Other	1	1.1%
Not known	20	22.0%
Not recorded	59	
Total (excl. not recorded)	91	100.0%
Total (incl. not recorded)	150	

Total excluding not recorded is used as the base for percentages.

Table 4: New rough sleepers in 2022/23 (new recording), by type of departure from last settled base

Type of departure from last settled base in the UK	No.	%
Asked to leave by person they were staying with	7	7.7%
Evicted	17	18.7%
Left of own accord	23	25.3%
End of time-limited stay	7	7.7%
No departure - still has the accommodation	1	1.1%
Other	7	7.7%
No settled base since arriving in UK	9	9.9%
Not known	20	22.0%
Not recorded	59	
Total (excl. not recorded)	91	100.0%
Total (incl. not recorded)	150	

Total excluding not recorded is used as the base for percentages.

Table 5: New rough sleepers in 2022/23 (new recording), by type of departure from last settled base, and underlying cause of departure

Cause of departure from last settled base in the UK	Type of departure from last settled base in the UK									Total (incl. not recorded)
	Asked to leave by person they were staying with	Evicted	Left of own accord	End of time-limited stay	No departure - still has the accommodation	Other	No settled base since arriving in UK	Not known	Not recorded	
Arrears/debts - change in rent/mortgage	0	1	0	0	0	0	0	0	0	1
Arrears/debts - issues with benefits	0	2	1	0	0	0	0	0	0	3
Arrears/debts - living costs	0	1	3	0	0	0	0	0	0	4
Arrears/debts - loss of employment	0	3	1	0	0	2	0	0	0	6
Arrears/debts - other	0	2	0	0	0	0	0	0	0	2
End of tenancy agreement	0	1	1	0	0	0	0	0	0	2
Illegal eviction	0	0	0	0	0	0	0	0	0	0
Given non-priority decision	0	1	0	0	0	0	0	0	0	1
Relationship breakdown	2	0	3	0	0	0	0	1	0	6
Death of relative/friend	1	0	0	0	0	0	0	0	0	1
Domestic violence - victim	0	0	2	0	0	0	0	0	0	2
Harassment/abuse/violence - victim	0	0	6	0	0	0	0	0	0	6
Unmanaged support need	1	0	0	0	0	0	0	0	0	1
Housing conditions	1	0	1	0	0	0	0	0	0	2
Relocated to be nearer family/friends/community	0	0	0	0	0	0	0	0	0	0
Relocated seeking work	0	0	0	0	0	0	0	0	0	0
Transient/travelling around	0	0	2	0	0	2	0	0	0	4
Anti-social behaviour - perpetrator	0	3	1	0	0	0	0	0	0	4
Domestic violence - perpetrator	1	0	0	0	0	0	0	0	0	1
Taken into custody	0	0	0	0	0	0	0	0	0	0
End of time-limited stay	0	0	0	2	0	2	0	0	0	4
End of NASS accommodation following a positive Home Office decision	0	0	0	5	0	0	0	0	0	5
End of NASS accommodation following a negative Home Office decision	0	0	0	0	0	0	0	0	0	0
No departure - still has the accommodation	0	0	0	0	1	0	0	0	0	1
Other	1	1	0	0	0	1	0	0	0	3
No settled base since arriving in UK	0	0	0	0	0	0	9	0	0	9
Not known	0	2	2	0	0	0	0	19	0	23
Not recorded	0	0	0	0	0	0	0	0	59	59
Total (incl. not recorded)	7	17	23	7	1	7	9	20	59	150

4.3 History prior to rough sleeping: Returning rough sleepers

This section of the report presents information about history prior to rough sleeping, for people seen rough sleeping after 20 October 2022 up to the end of the year, who had returned to rough sleeping after at least 180 days since their previous rough sleeping contact, and who were seen rough sleeping in the borough following their return. It should be noted that the definition of 'returning to rough sleeping' used for this information is different to the definition of 'returner' used in the flow, stock, returner model referenced elsewhere in this report, and therefore the bases will not be the same.

An individual included in this section could potentially also be included in the figures for new rough sleepers presented in sections 4.1 and 4.2, if they were first seen in the year as a new rough sleeper, had a period of at least 180 days of not being seen, and were then seen again. It is also possible that an individual could have been recorded as returning to rough sleeping more than once during the year. In cases where this has occurred, only the information relating to the individual's most recent return is included in these figures.

Table 6: Returning rough sleepers in 2022/23, by last settled base

Last settled base in the UK	No.	%
Long-term accommodation		
Living with family/friends/partner	3	9.7%
Private rented accommodation	3	9.7%
Council tenancy (local authority accommodation)	1	3.2%
Housing association/RSL accommodation	0	0.0%
Sheltered housing/registered care accommodation	0	0.0%
Employment-related accommodation (except armed forces)	0	0.0%
Owner occupied accommodation	0	0.0%
<i>Long-term accommodation subtotal</i>	7	22.6%
Short or medium-term accommodation		
Hostel or other supported accommodation	4	12.9%
Temporary accommodation (local authority)	2	6.5%
B&B (not local authority TA)	1	3.2%
Winter/night shelter	0	0.0%
Clinic/Detox/Rehab	0	0.0%
Squat	0	0.0%
<i>Short or medium-term accommodation subtotal</i>	7	22.6%
Institutional & armed forces accommodation		
Asylum support accommodation (NASS/other)	2	6.5%
Care (local authority youth care)	0	0.0%
Hospital	0	0.0%
Prison	3	9.7%
Probation accommodation	0	0.0%
Armed forces accommodation	0	0.0%
<i>Institutional & armed forces accommodation subtotal</i>	5	16.1%
No settled base since arriving in UK	7	22.6%
Other	0	0.0%
Not known	5	16.1%
Not recorded	68	
Total (excl. not recorded)	31	100.0%
Total (incl. not recorded)	99	

Total excluding not recorded is used as the base for percentages.

Table 7: Returning rough sleepers in 2022/23, by type of departure from last settled base

Type of departure from last settled base in the UK	No.	%
Asked to leave by person they were staying with	2	6.5%
Evicted	0	0.0%
Left of own accord	7	22.6%
End of time-limited stay	6	19.4%
No departure - still has the accommodation	1	3.2%
Other	4	12.9%
No settled base since arriving in UK	7	22.6%
Not known	4	12.9%
Not recorded	68	
Total (excl. not recorded)	31	100.0%
Total (incl. not recorded)	99	

Total excluding not recorded is used as the base for percentages.

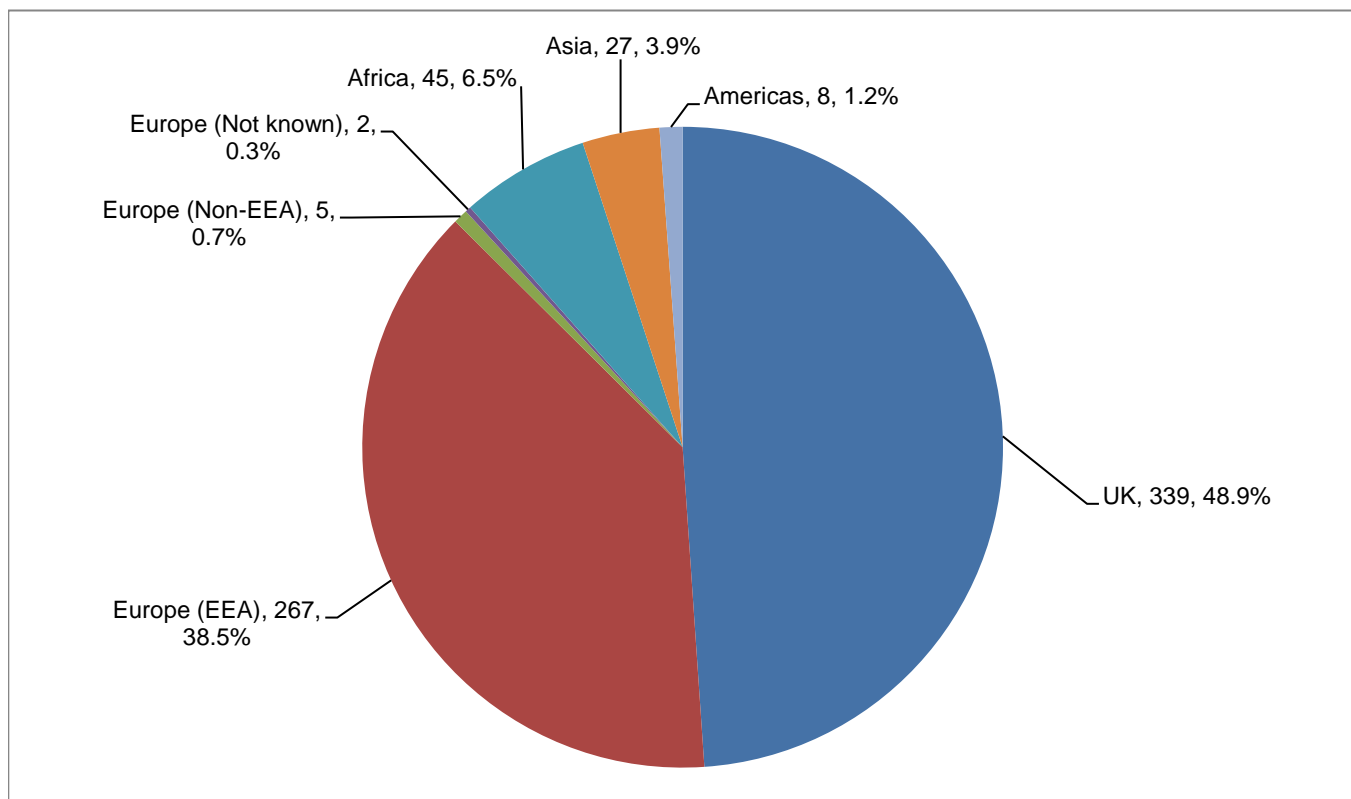
Table 8: Returning rough sleepers in 2022/23, by type of departure from last settled base, and underlying cause of departure

Cause of departure from last settled base in the UK	Type of departure from last settled base in the UK									Total (incl. not recorded)
	Asked to leave by person they were staying with	Evicted	Left of own accord	End of time-limited stay	No departure - still has the accommodation	Other	No settled base since arriving in UK	Not known	Not recorded	
Arrears/debts - change in rent/mortgage	0	0	0	0	0	0	0	0	0	0
Arrears/debts - issues with benefits	0	0	0	0	0	0	0	0	0	0
Arrears/debts - living costs	0	0	0	0	0	0	0	0	0	0
Arrears/debts - loss of employment	0	0	0	0	0	0	0	0	0	0
Arrears/debts - other	0	0	0	0	0	0	0	0	0	0
End of tenancy agreement	0	0	1	0	0	0	0	0	0	1
Illegal eviction	0	0	0	0	0	0	0	0	0	0
Given non-priority decision	0	0	0	0	0	0	0	0	0	0
Relationship breakdown	1	0	0	0	0	0	0	0	0	1
Death of relative/friend	0	0	0	0	0	0	0	0	0	0
Domestic violence - victim	0	0	0	0	0	0	0	0	0	0
Harassment/abuse/violence - victim	0	0	2	0	0	2	0	0	0	4
Unmanaged support need	0	0	1	0	0	0	0	0	0	1
Housing conditions	0	0	0	0	0	0	0	0	0	0
Relocated to be nearer family/friends/community	0	0	0	0	0	0	0	0	0	0
Relocated seeking work	0	0	1	0	0	0	0	0	0	1
Transient/travelling around	0	0	0	0	0	0	0	0	0	0
Anti-social behaviour - perpetrator	0	0	0	0	0	0	0	0	0	0
Domestic violence - perpetrator	0	0	0	0	0	0	0	0	0	0
Taken into custody	0	0	0	0	0	0	0	0	0	0
End of time-limited stay	0	0	0	4	0	0	0	0	0	4
End of NASS accommodation following a positive Home Office decision	0	0	0	1	0	0	0	0	0	1
End of NASS accommodation following a negative Home Office decision	0	0	0	1	0	0	0	0	0	1
No departure - still has the accommodation	0	0	0	0	1	0	0	0	0	1
Other	1	0	2	0	0	1	0	0	0	4
No settled base since arriving in UK	0	0	0	0	0	0	7	0	0	7
Not known	0	0	0	0	0	1	0	4	0	5
Not recorded	0	0	0	0	0	0	0	0	68	68
Total (incl. not recorded)	2	0	7	6	1	4	7	4	68	99

5. DEMOGRAPHICS & SUPPORT NEEDS

5.1 Nationality: Overall composition

Chart 4: People seen rough sleeping in 2022/23, by nationality



Base: 693 people seen rough sleeping in the year whose nationality was known.

5.2 Nationality: Flow, stock, returner model

Table 9: Nationality of people seen rough sleeping during 2022/23, by flow, stock, returner breakdown

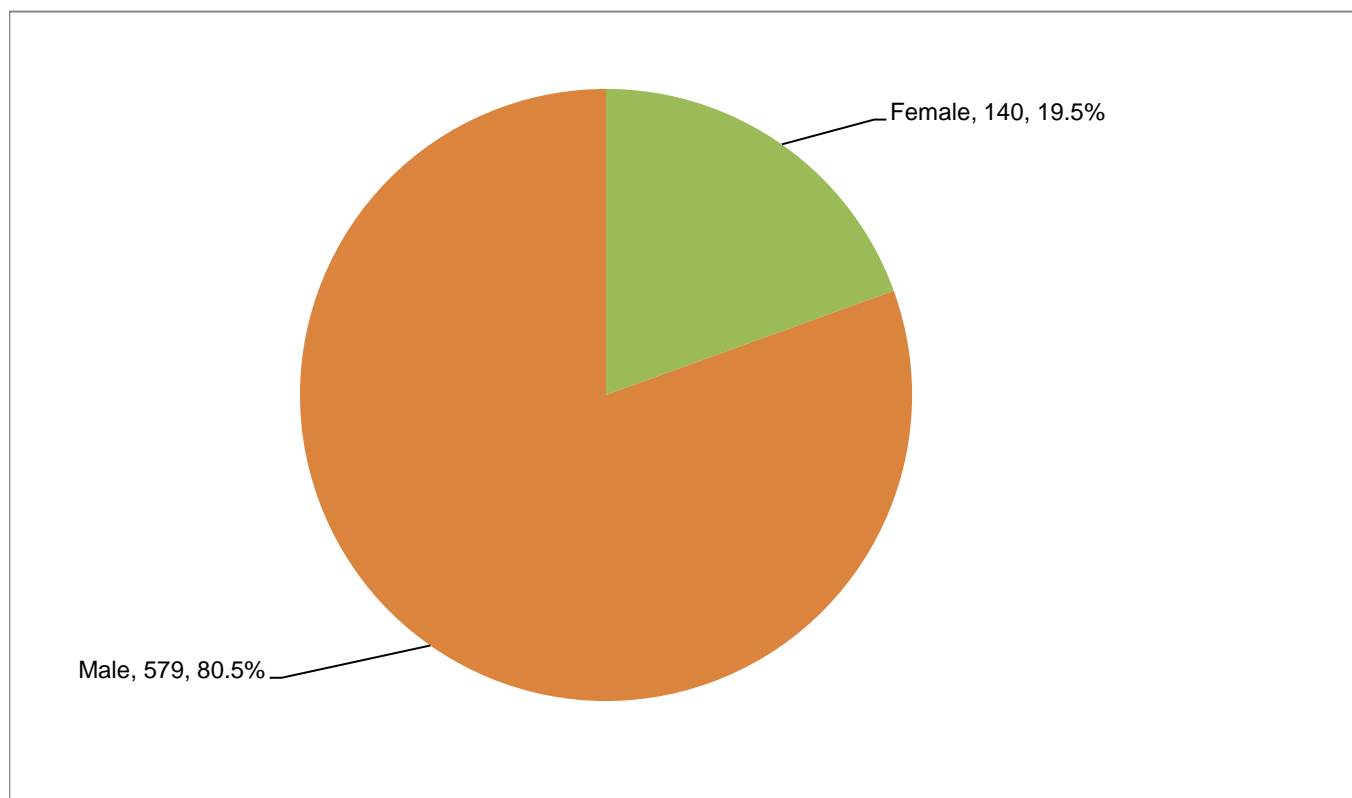
	Flow	Stock	Returner	Total	
Nationality	No.	No.	No.	No.	%
UK	152	128	59	339	48.9%
Romania	50	87	27	164	23.7%
Poland	13	8	7	28	4.0%
Lithuania	3	0	1	4	0.6%
Portugal	6	3	0	9	1.3%
Ireland (Republic of)	10	8	3	21	3.0%
Bulgaria	2	4	2	8	1.2%
Italy	6	1	1	8	1.2%
Latvia	2	3	1	6	0.9%
France	3	3	0	6	0.9%
Spain	1	1	1	3	0.4%
Other European (EEA) countries	6	2	2	10	1.4%
Europe (EEA)	102	120	45	267	38.5%
Europe (Non-EEA)	4	1	0	5	0.7%
Europe (Not known)	2	0	0	2	0.3%
Eritrea	12	1	3	16	2.3%
Sudan	4	1	0	5	0.7%
Nigeria	1	0	0	1	0.1%
Somalia	3	2	1	6	0.9%
Ethiopia	4	1	0	5	0.7%
Other African countries	8	4	0	12	1.7%
Africa	32	9	4	45	6.5%
India	0	2	0	2	0.3%
Afghanistan	2	0	1	3	0.4%
Iran	4	0	1	5	0.7%
Pakistan	1	0	0	1	0.1%
Bangladesh	5	0	1	6	0.9%
Other Asian countries	5	3	2	10	1.4%
Asia	17	5	5	27	3.9%
Americas	7	1	0	8	1.2%
Australasia	0	0	0	0	0.0%
Not known	15	7	4	26	
Total (excl. not known)	316	264	113	693	100.0%
Total (incl. not known)	331	271	117	719	

Total excluding not known is used as base for percentages.

Please see section 2.1 for an explanation of the flow, stock, returner model.

5.3 Gender

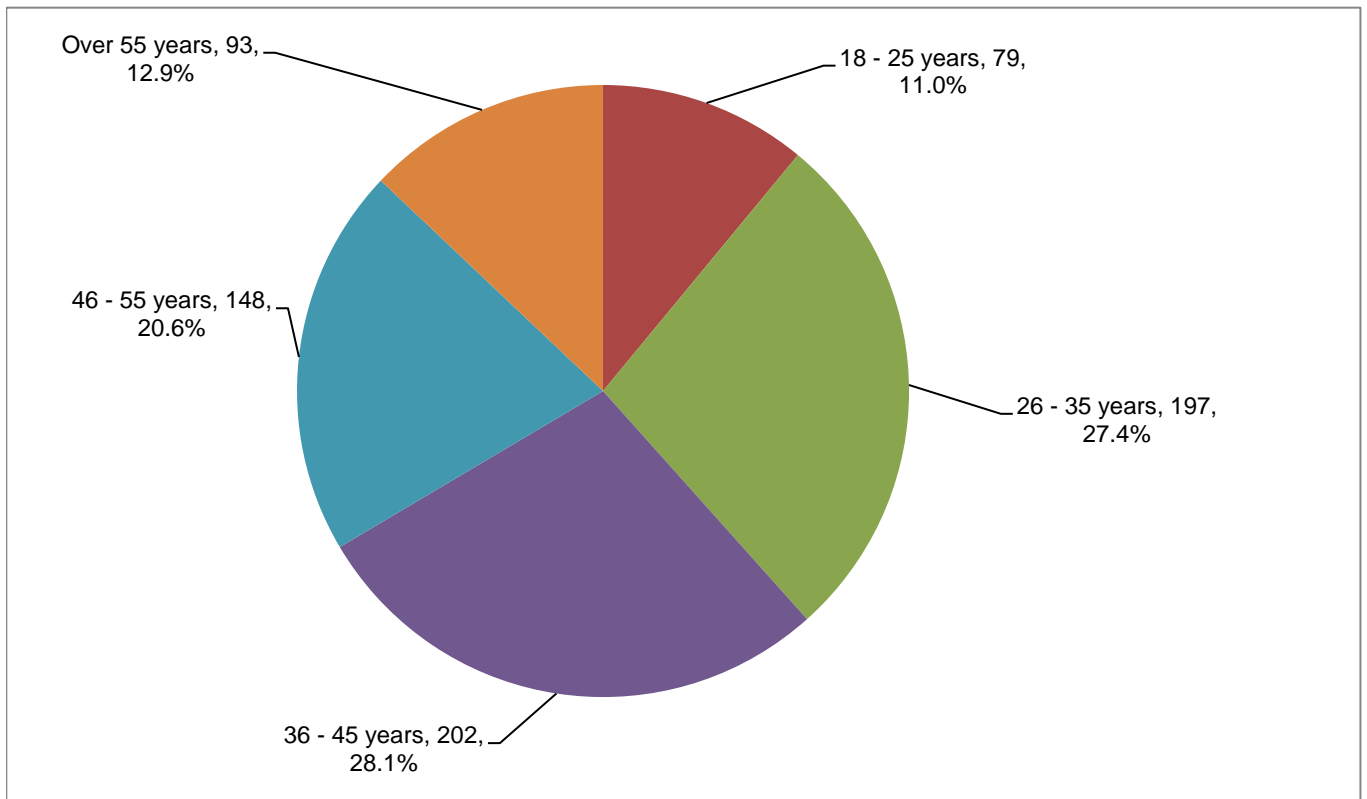
Chart 5: People seen rough sleeping in 2022/23, by gender



Base: 719 people seen rough sleeping whose gender was known.

5.4 Age

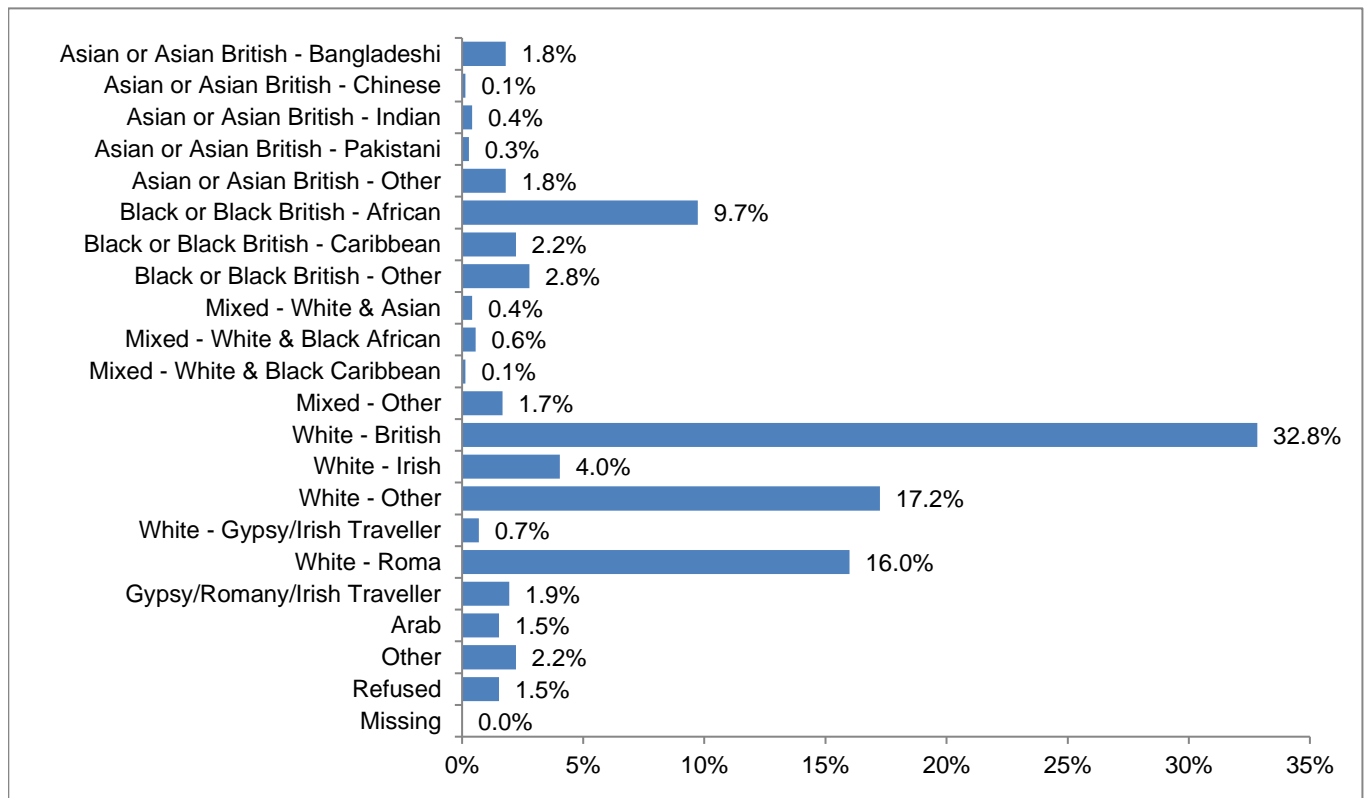
Chart 6: People seen rough sleeping in 2022/23, by age



Base: 719

5.5 Ethnicity

Chart 7: People seen rough sleeping in 2022/23, by ethnicity



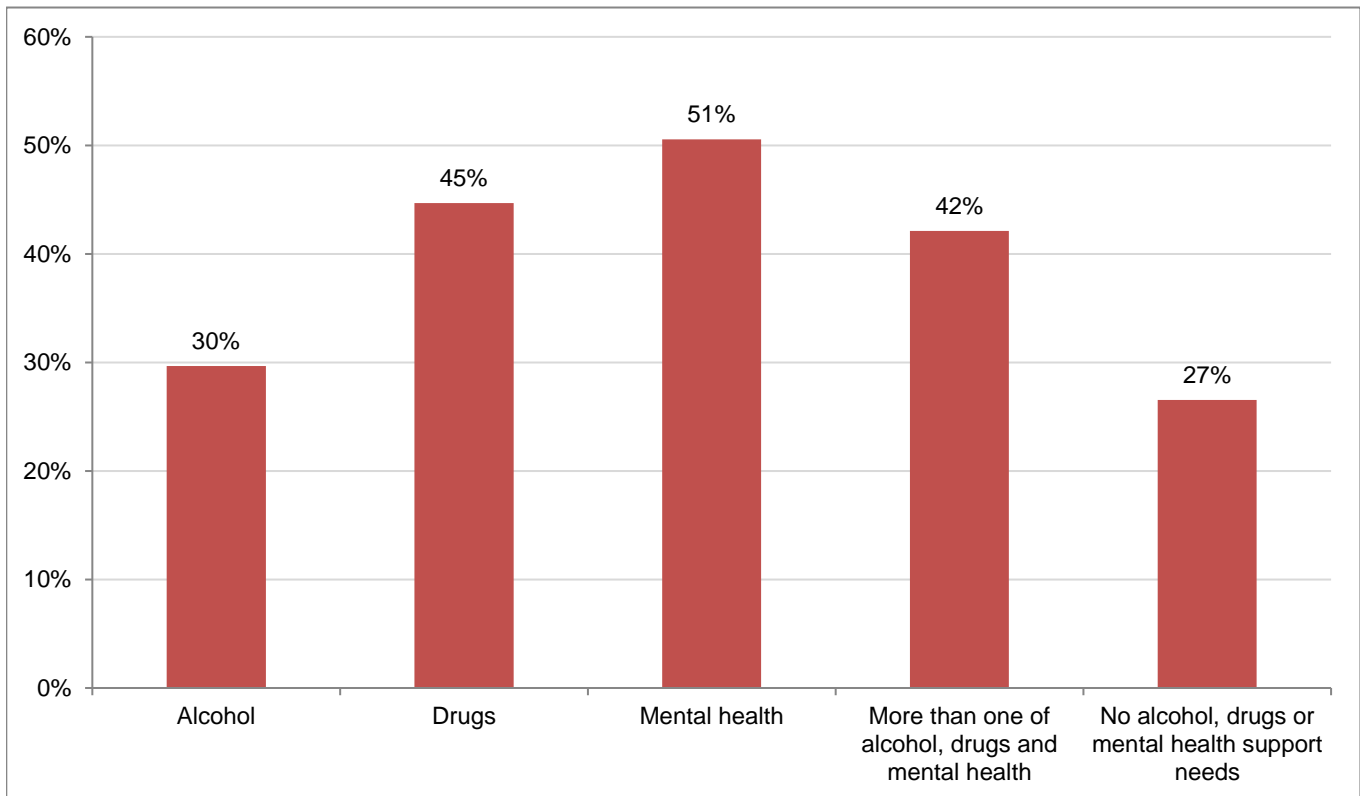
Base: 719

The previously employed category of 'Gypsy/Romany/Irish Traveller' was replaced in 2021 with separate categories for 'White - Gypsy/Irish Traveller' and 'White - Roma' in order to bring CHAIN recording into line with Office for National Statistics usage. Some people seen rough sleeping during the period have not had their ethnicity information updated to reflect these new categories, so the original category is also included in the chart.

5.6 Support needs

Support needs data in CHAIN is derived from assessments made by support workers in the homelessness sector. It is important to note that 24% of people seen rough sleeping in the borough in 2022/23 did not have a support needs assessment recorded.

Chart 8: People seen rough sleeping in 2022/23, by support needs



Base: 546. Note that the base figure for this chart excludes people for whom none of the three support needs were known or assessed (173).

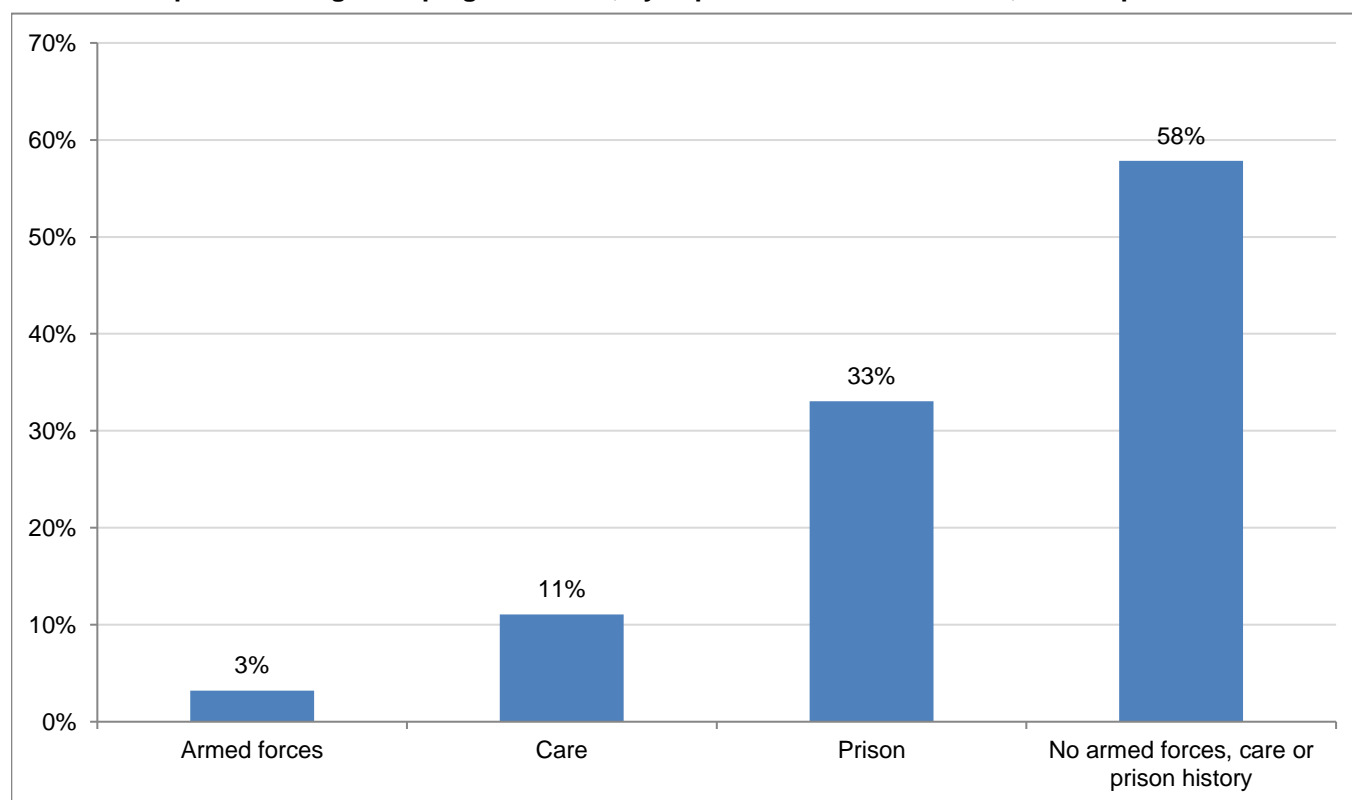
Table 10: People seen rough sleeping in 2022/23, by support needs combination

Support Needs	No.	%
Alcohol only	32	6%
Drugs only	56	10%
Mental health only	67	12%
Alcohol and drugs	21	4%
Alcohol and mental health	42	8%
Drugs and mental health	100	18%
Alcohol, drugs and mental health	67	12%
All three no	145	27%
All three no, not known or not assessed	16	3%
All three not known or not assessed	173	
Total (excl. not assessed)	546	100%
Total (incl. not assessed)	719	

Total excluding not known or assessed is used as base for percentages.

5.7 Institutional & armed forces history

Chart 9: People seen rough sleeping in 2022/23, by experience of armed forces, care or prison



Base: 560. Note that the base figure for this chart excludes people for whom none of the three institutional histories were assessed (159).

Table 11: Nationality of people seen rough sleeping in 2022/23 with experience of armed forces

Nationality	No.	%
UK	7	1%
Non-UK	11	2%
Total with armed forces experience	18	3%
Base (total assessed)	560	

18 people seen rough sleeping in the borough in 2022/23 had experience of serving in the armed forces, of whom 7 were UK nationals. Time spent in the forces could have been at any point in the person's life, and it is not necessarily the case that the person has recently been discharged.

6. HELPING PEOPLE OFF THE STREETS

6.1 Accommodation outcomes

In 2022/23, 207 people who had been seen rough sleeping during the year were booked into accommodation by services in the borough.

Table 12: Accommodation outcomes achieved with people seen rough sleeping in 2022/23, compared to outcomes achieved in 2021/22

Accommodation type	2021/22		2022/23	
	No. events	%	No. events	%
Hubs, shelters and emergency accommodation				
COVID-19 Emergency Accommodation (Local)	3	1%	0	0%
COVID-19 Emergency Accommodation (Pan London)	0	0%	0	0%
Hub	1	0%	4	1%
Nightstop	0	0%	0	0%
SWEP (Local)	52	16%	86	21%
SWEP (Pan-London)	53	16%	42	10%
Winter/Night Shelter	54	16%	35	9%
<i>Hubs, shelters and emergency accommodation subtotal</i>	<i>163</i>	<i>50%</i>	<i>167</i>	<i>41%</i>
Temporary accommodation				
Assessment centre	20	6%	12	3%
Bed & breakfast	18	5%	25	6%
Clinic/Detox/Rehab	0	0%	0	0%
Friends & family	0	0%	0	0%
Hostel	75	23%	159	39%
Local authority temporary accommodation	8	2%	8	2%
Staging post	3	1%	0	0%
Other temporary accommodation	39	12%	25	6%
<i>Temporary accommodation subtotal</i>	<i>163</i>	<i>50%</i>	<i>229</i>	<i>57%</i>
Long-term accommodation				
Care home	0	0%	0	0%
Clearing House/RSI	0	0%	1	0%
Local authority tenancy (general needs)	0	0%	0	0%
Private rented sector - independent	1	0%	1	0%
Private rented sector - with some floating support	0	0%	2	0%
RSL tenancy (general needs)	0	0%	0	0%
Sheltered housing	0	0%	0	0%
Supported housing	1	0%	4	1%
Tied accommodation	0	0%	0	0%
Other long-term accommodation	0	0%	0	0%
<i>Long-term accommodation subtotal</i>	<i>2</i>	<i>1%</i>	<i>8</i>	<i>2%</i>
Total	328	100%	404	100%

An individual may have been booked into accommodation more than once during the period.

6.2 Reconnection outcomes

Outreach and other services help people to reconnect to their home area or country, where they have more options available to them, for example through appropriate support networks, entitlement to accommodation or access to an alcohol treatment centre. Reconnection destinations could be another borough within London, an area elsewhere in the UK, or another country. Some people may have had more than one reconnection recorded during the year.

Table 13: Confirmed reconnections achieved with people seen rough sleeping in 2022/23, compared to reconnections achieved in 2021/22

Reconnection reason	2021/22		2022/23	
	No.	%	No.	%
Return to home area	42	78%	27	79%
Seeking work	1	2%	0	0%
Move to area for friends/family	26	48%	0	0%
Move to area with appropriate services	11	20%	7	21%
Reconnections total	54		34	

Reconnection destination	No.	%	No.	%
UK - London	9	17%	9	26%
UK - outside London	11	20%	6	18%
Central and Eastern Europe	33	61%	17	50%
Other Europe	1	2%	2	6%
Rest of the world	0	0%	0	0%
<i>Not known</i>	0		0	
Reconnections total (excl. destination not known)	54	100%	34	100%

Reconnections can be recorded with multiple reasons, so the overall total will be lower than the combined sum of the separate reconnection reasons.

34 people seen rough sleeping in 2022/23 also had a confirmed reconnection recorded by services in the borough during the period.

56% of reconnections this year were to destinations outside the UK. 50% of reconnections were to Central and Eastern European countries.

7. TEMPORARY ACCOMMODATION

Arrivals and departures at hostels, assessment centres and second-stage accommodation based in the borough. All people counted in this section had previously been seen rough sleeping, but not necessarily during 2022/23.

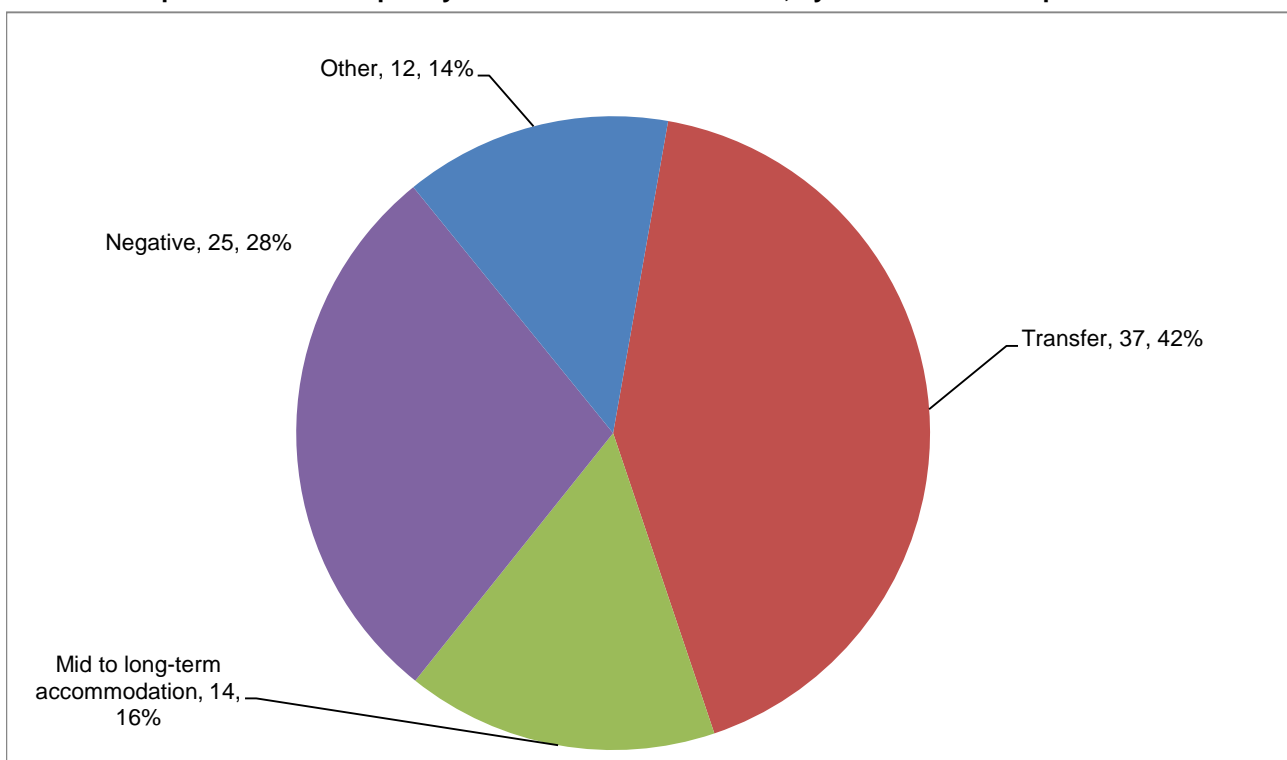
7.1 Arrivals

A total of 50 individuals arrived at temporary accommodation during the period.

7.2 Departures: Destination on departure

A total of 51 individuals departed from temporary accommodation during the period.

Chart 10: Departures from temporary accommodation in 2022/23, by destination on departure



Base: 88

Destination on departure	Destination category	Chart colour
Assessment centre, Bed & breakfast, Detox clinic, Hospital - not long-term/acute care, Hostel - another organisation, Hostel - within the organisation, Hosting placement, Internal transfer, NASS accommodation, Night shelter, NSNO staging post, Psychiatric hospital, Rehab clinic, Temporary accommodation (LA)	Transfer	
Accommodation where client is owner, Care home, Clearing House/RSI, Hospital - long-term, LA tenancy (general needs), Long stay hospice, Private rented sector - independent, Private rented sector - with some floating support, Returned to home country (EEA), Returned to home country (non EEA), RSL tenancy (general needs), Sheltered housing, Supported housing, Tied accommodation with work	Mid to long-term accommodation	
Died by suicide, Not known, Sleeping rough/Returned to streets, Taken into custody	Negative	
Died, Previous home, Staying with family, Staying with friends	Other	

An individual may have had more than one accommodation departure during the period.

Table 14: Departures from temporary accommodation in 2022/23, by destination on departure

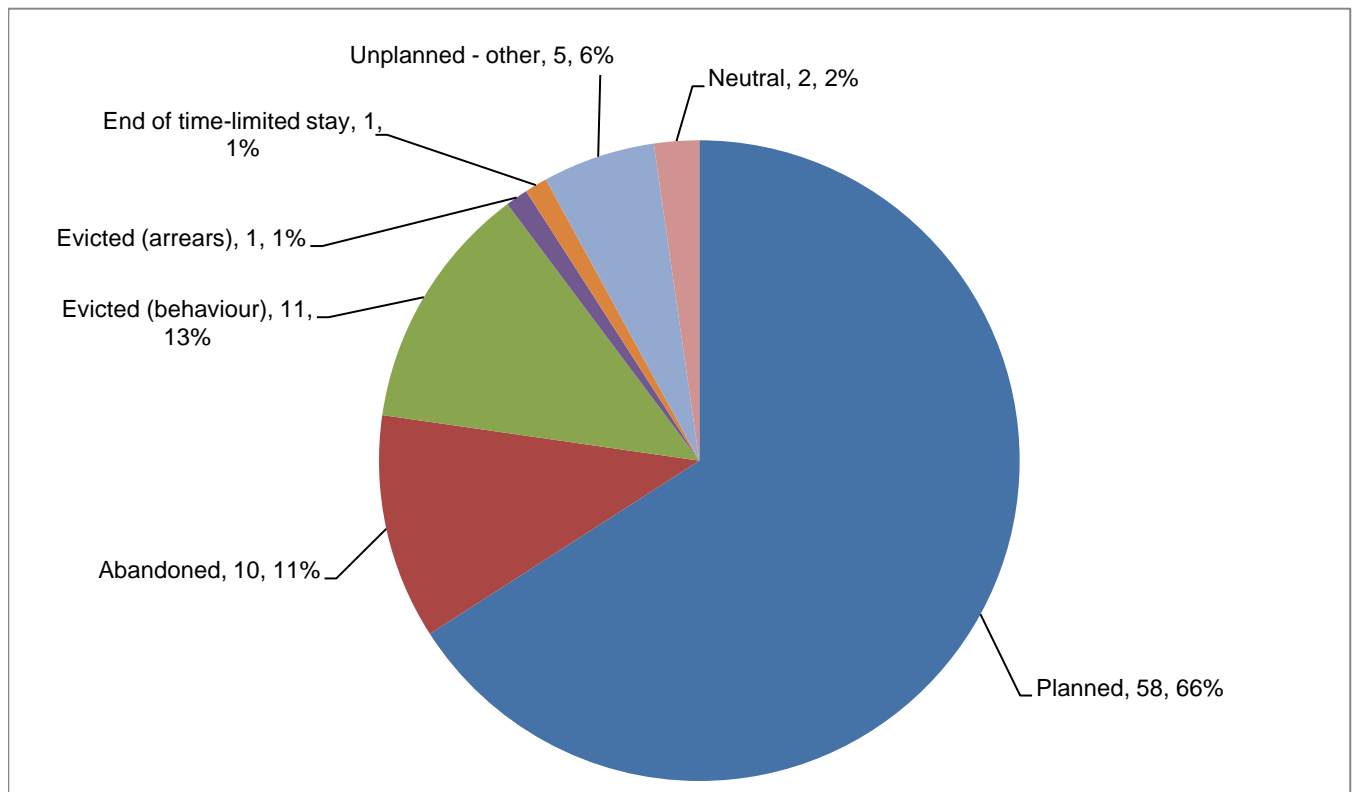
Destination on departure	No. departures	%
Transfer		
Assessment centre	0	0.0%
Bed & breakfast	0	0.0%
Detox clinic	0	0.0%
Hospital - not long-term/acute care	0	0.0%
Hostel - another organisation	33	37.5%
Hostel - within the organisation	2	2.3%
Hosting placement	0	0.0%
Internal transfer	1	1.1%
NASS accommodation	0	0.0%
Night shelter	0	0.0%
NSNO staging post	0	0.0%
Psychiatric hospital	0	0.0%
Rehab clinic	0	0.0%
Temporary accommodation (LA)	1	1.1%
<i>Transfer subtotal</i>	<i>37</i>	<i>42.0%</i>
Mid to long-term accommodation		
Accommodation where client is owner	2	2.3%
Care home	0	0.0%
Clearing House/RSI	1	1.1%
Hospital - long-term	0	0.0%
LA tenancy (general needs)	1	1.1%
Long stay hospice	0	0.0%
Private rented sector - independent	3	3.4%
Private rented sector - with some floating support	5	5.7%
Returned to home country (EEA)	0	0.0%
Returned to home country (non EEA)	0	0.0%
RSL tenancy (general needs)	0	0.0%
Sheltered housing	0	0.0%
Supported housing	2	2.3%
Tied accommodation with work	0	0.0%
<i>Mid to long-term accommodation subtotal</i>	<i>14</i>	<i>15.9%</i>
Negative		
Died by suicide	0	0.0%
Not known	19	21.6%
Sleeping rough/Returned to streets	5	5.7%
Taken into custody	1	1.1%
<i>Negative subtotal</i>	<i>25</i>	<i>28.4%</i>
Other		
Died	2	2.3%
Previous home	0	0.0%
Staying with family	4	4.5%
Staying with friends	6	6.8%
<i>Other subtotal</i>	<i>12</i>	<i>13.6%</i>
Total	88	100.0%

An individual may have had more than one accommodation departure during the period.

It is important to note that many people housed in temporary accommodation by local authorities will not be included in these figures, either because they have never been seen rough sleeping by an outreach service that records to CHAIN, or because the accommodation provider does not record to CHAIN.

7.3 Departures: Reason for leaving

Chart 11: Departures from temporary accommodation in 2022/23, by reason for leaving



Base: 88

An individual may have had more than one accommodation departure during the period. In most cases where a person's reason for leaving has been recorded as 'Neutral', their tenancy has ended due to them dying.

SUPPORTED BY
MAYOR OF LONDON

